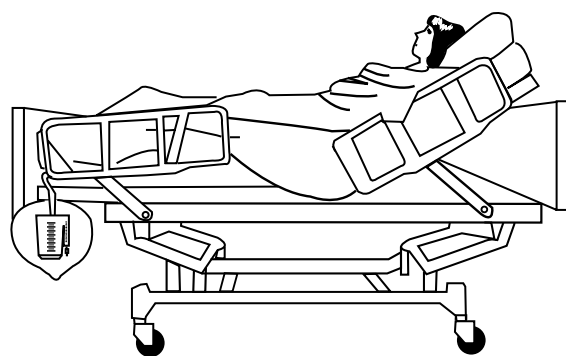


# LET GRAVITY


# DO ITS JOB

## Urine Drainage Bag Positioning


**A** Keep the drainage bag lower than the catheter and the patient's bladder.



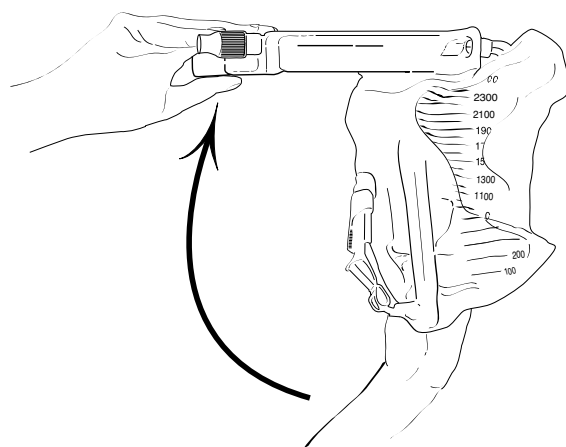
**B** Never allow tubing to loop or kink.



**C** Position the drainage bag at the foot of the bed.



**D** Hold spine and lift meter to facilitate emptying.



## REMEMBER...

**Always** keep the drainage bag lower than the catheter and the patient's bladder:

- When the patient is being transported on a gurney
- When the patient ambulates
- When the patient is using a wheelchair

**Why?** Failure to keep the drainage bag below the level of the bladder and upright can slow emptying of the bladder, causing patient discomfort and potentially increasing the risk of contamination of the collection system. Position the drainage bag in such a way as to avoid patient contact. Never hang the drainage bag from the side bedrail, or place the drainage bag on the patient's abdomen or floor.

**Always** arrange tubing in a straight-line fashion.

- Position tubing over patient's leg
- Secure tubing to sheets using sheet clips

**Why?** Improperly arranged tubing can kink or hang lower than the drainage bag, leading to impeded flow of urine.

## IMPORTANT PATIENT SAFETY PRACTICES

**Avoid** compromising the closed system of the drainage bag. Many urine drainage problems can be solved by:

- Repositioning the patient, drainage bag and/or tubing
- Confirming that the Foley catheter is fully inserted into the bladder and fully inflated with the accurate volume of sterile water based on the recommended inflation volume

**Be Sure To:**

- Wash your hands immediately before and after any manipulation of the catheter site or apparatus
- Obtain specimens from a needleless safe sampling port using aseptic techniques
- Always use a separate collection container for each patient when draining

Bard Medical Division • C. R. Bard, Inc. • 8195 Industrial Boulevard • Covington, GA 30014 • 1-800-526-4455 • www.bardmedical.com

Bard is a registered trademark of C. R. Bard, Inc.  
©2010, C. R. Bard, Inc. All rights reserved. Please consult product labels and inserts for any indications, contraindications, hazards, warnings, cautions and directions for use. 1205-13 R09/10

**BARDD** | MEDICAL